



Rainer Security Products Limited

Rainer Security Products Ltd

Unit B6
Rudford Industrial Estate
Ford, Arundel
West Sussex BN18 0BF

Tel: 01903 732211

Fax: 01903 732777

Email: sales@rainersecurity.co.uk

FITTING INSTRUCTIONS FOR:

ARROW K.R.D. - KEY RELEASE DOOR CHAIN

PLEASE FOLLOW THESE SIMPLE PROCEDURES TO ENSURE CORRECT INSTALLATION AND OPERATION OF THE ARROW K.R.D. - KEY RELEASE DOOR CHAIN.

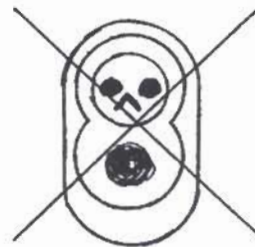
1/ USING THE TWO LARGE SCREWS PROVIDED, FIT THE BODY OF THE K.R.D. TO THE DOOR FRAME BEFORE INSERTING THE CORE.

2/ LOCATE THE THROW MEMBER INTO THE TOP OF THE K.R.D. BODY ENSURING THAT THE ARROW ETCHED ON THE PLATE POINTS TOWARDS THE CENTRE AS SHOWN. THEN USING THE CONTROL KEY, INSERT THE RELEVANT ARROW CORE.

CORRECT

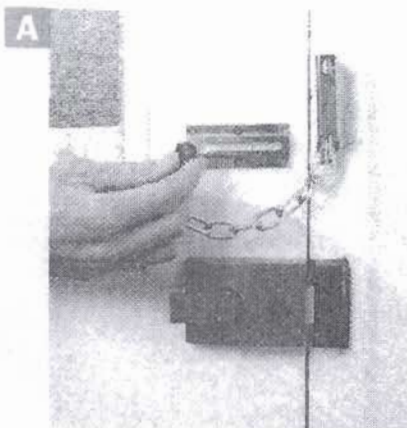


INCORRECT




3/ USING THE SIX SMALLER SCREWS PROVIDED, FIT THE SLIDE CHANNEL ONTO THE DOOR IN THE DESIRED POSITION.


4/ INSERT LOCKING PIN INTO THE UNDERSIDE OF THE K.R.D. BODY ON THE DOORFRAME AND THE SLIDE KNOB INTO THE CHANNEL ON THE DOOR.



Straight forward usage of the K.R.D. chain within an occupied property.



Re-securing the K.R.D. chain with the latch when leaving a property.



Using the key to release the K.R.D. chain latch when entering a property.

Directors: F.J.E. Rainer (Managing), A.J. Rainer, M.J. Rainer B.A. (Hons) A.C.A. (Secretary)

Reg. Office: 17 Liverpool Road, Worthing, West Sussex BN11 1SU

Registered in England No. 2240635

VAT No. 503 7451 68

